




## Common bee-friendly plants

COMMON NAME	GENUS
Giant Hyssop	Agastache
Borage	Borago
Paint brush	Castilleja
Bee plant	Cleome
Cosmos	Cosmos
Globe thistle	Echinops
Wallflower	Erysimum
Joe-pye weed	Eupatorium
Sunflower	Helianthus
English lavender	Lavandula
Purple gay-feather	Liatris
Mint	Mentha
Four o'clock	Mirabilis
Bergamot (bee balm)	Monarda
Basil	Ocimum
Marjoram	Origanum
Rosemary	Rosmarinus
Sage	Salvia
Skullcap	Scutellaria
Thyme	Thymus
Mullein	Verbascum
Verbena	Verbena
Zinnia	Zinnia

 Use a wide variety of plants that bloom from early spring to late fall.

 Help pollinators find and use them by planting clusters of the same plant.

 Use plants native to your region. Natives are four times more attractive to pollinators. Regional planting guides: [www.pollinator.org/guides.htm](http://www.pollinator.org/guides.htm)

## RESOURCES

### MORE INFORMATION ONLINE

[www.panna.org/bees](http://www.panna.org/bees)  
[www.pollinator.org/guides.htm](http://www.pollinator.org/guides.htm)  
[www.befriendingbumblebees.com](http://www.befriendingbumblebees.com)  
[www.xerces.org](http://www.xerces.org)

### WAYS TO GET INVOLVED

[www.honeybeehaven.org](http://www.honeybeehaven.org)  
[www.panna.org/bees](http://www.panna.org/bees)  
[www.beyondpesticides.org/pollinators](http://www.beyondpesticides.org/pollinators)  
[www.vanishingbees.com](http://www.vanishingbees.com)

Become a PAN member for \$35 and receive a bee-friendly yard sign to help spread the word and inspire neighbors. Go to [www.panna.org/beesign](http://www.panna.org/beesign).



### Pesticide Action Network North America

1611 Telegraph Ave. Suite 1200  
 Oakland, CA 94612 :: (510) 788-9020  
[www.panna.org](http://www.panna.org)  
[www.honeybeehaven.org](http://www.honeybeehaven.org)

Support for this work provided by the CERES Foundation.  
 All photos by Graham White.

# BEE-FRIENDLY GARDENING

Bees and other pollinators need our help, and every little bit makes a difference.



### PESTICIDE ACTION NETWORK

[www.panna.org/bees](http://www.panna.org/bees)

## You don't need a lot of space...

....just a little extra consideration. A few containers of the right kinds of plants tucked into your garden, or a designated "honey bee haven" will get you started.

Most pollinator plants do need at least 6 hours of sunlight a day—and remember, native plants are always best. Pollinators are 4 times more attracted to native plants.

Follow 4 common-sense guidelines and you're on your way: Food, water, shelter and protection from bee-harming pesticides.



## FOOD

Lack of varied nutrition is a key stressor for bees.

Below and on the back of this brochure are lists of common bee-friendly plants, as well as links to find native planting guides for your region.



### Container plants:

► Aromatic herbs (coriander, catnip, mint, parsley, lavender); annuals (marigold, phlox, bachelor's button, zinnia, cosmos, salvia); perennials (bee balm, Shasta daisy, iris, coneflower, lobelia, delphinium).

### Trees & shrubs:

► Dogwood, blueberry, linden, cherry, plum and willow.

## WATER

Pollinators will gather at shallow pools, mud puddles or birdbaths.


Water seeping or dripping from a garden hose will create mud puddles.

**U.S. honey bee populations have declined by a third each year since 2006.**

**Lead suspects in these declines include pathogens, nutritional stress & pesticides.**

► Mud puddles also provide important minerals for pollinators including butterflies.

► A few flat stones that rise above the water will give visiting pollinators easy access to the water.



## SHELTER

Leave bare ground for ground-nesting bees.

Many beneficial insects overwinter in the dried stalks of plants. Leave garden cleanup until spring.



**Honey bees are the most economically important pollinators in the world. In the U.S., their annual value is more than \$19 billion.**

Native bees live underground, so an attractive habitat will have patches of exposed dirt, or a small pile of sand.

► Avoid using black plastic or mulch as ground cover.

► Provide sites and materials for nesting and overwintering. Leave cut plant stems exposed, turn flowerpots that have drainage holes upside down, leave twigs and brush in small piles, create mud puddles or put out pieces of string or other light fibers.

## PROTECTION

Bees are indicator species that need our protection.

Recent science finds bees carrying an unprecedented pesticide load: 87 different pesticides in beeswax.

**Pesticides build up & have synergistic effects so that even micro-doses can make a big difference.**

Avoid using pesticides and herbicides if at all possible. They kill beneficial insects including pollinators and natural enemies that control common pests like aphids.

► Bees are especially sensitive to insecticides. And herbicides wipe out key plants (weeds) that are nutritionally important.

► To control pests, judiciously use homemade remedies such as garlic spray, or pesticides derived from plants or microbes. Apply them only after sundown, when most pollinators have stopped their rounds.

► It is important to protect native habitat by controlling invasive plant species—don't plant them.